






Chino Valley Unified School District
Annual Update to the Board of Education-Part III
April 20, 2017

Local Control and
Accountability Plan
(LCAP)



LCAP Goals Set by Chino Valley Unified

 1	Learning Environment (Credentialed Teachers, Instructional Materials, Technology, and Facilities) [State Priority 1]
 2	Academic Preparedness for College and Career [State Priorities 2, 4, 7, & 8]
 3	Additional Support for English Learners, Students with Disabilities, Low Income, and Other Underrepresented Students for their Academic Preparedness for College and Career [State Priorities 3, 4, & 8]
 4	Supporting Parents, Families, and Community to Increase their Engagement [State Priority 3]
 5	Safety, School Connectedness, and Student Engagement [State Priorities 5 & 6]



Academic Preparedness for College and Career

State
Priorities
2, 4, 7, & 8

Highlight of Actions and Services



Instructional Coaches
and
Staff Development



Multi Tiered System of
Support for Academics
(MTSS-A)



GATE services



158 to 170 AP sections



Broad Course of Study:
Music



Intervention Teachers
and Intervention
Counselors



PSAT and SAT
at no cost



California College
Guidance Initiative
(CCGI)

Goal 2: Expected Annual Measurable Outcomes

2014-2015	2015-2016	2016-2017
165 students	218 students	212 students
8.8%	11.6%	11.4%



Increase the identification of all
2nd grade students in GATE to attain a target of **10% of the second-grade student population**

Goal 2 Continued: Expected Annual Measurable Outcomes

English language Arts (ELA)
 Grades 3-8, 11
 % Met and Exceeded



























	CVUSD	County	State
14-15	55%	37%	44%
15-16	58%	41%	49%

Math
 Grades 3-8, 11
 % Met and Exceeded



	CVUSD	County	State
14-15	43%	25%	33%
15-16	46%	28%	37%

Goal 2 Continued: Expected Annual Measurable Outcomes

African American	Asian	Filipino	Hispanic	White	Two or More
<p>52% </p> <p></p> <p>Increase ELA Scores</p>	<p>83% </p> <p></p> <p>Increase ELA Scores</p>	<p>80 % </p> <p></p> <p>Increase ELA Scores</p>	<p>47% </p> <p></p> <p>Increase ELA Scores</p>	<p>67% </p> <p></p> <p>Increase ELA Scores</p>	<p>71% </p> <p></p> <p>Increase ELA Scores</p>
<p>35% </p> <p></p> <p>Increase Math Scores</p>	<p>83% </p> <p></p> <p>Increase Math Scores</p>	<p>71% </p> <p></p> <p>Increase Math Scores</p>	<p>33% </p> <p></p> <p>Increase Math Scores</p>	<p>55% </p> <p></p> <p>Increase Math Scores</p>	<p>61% </p> <p></p> <p>Increase Math Scores</p>

Goal 2 Continued: Expected Annual Measurable Outcomes

ELA Indicator for Grades 3-8		CHANGE				
STATUS	Level	Declined Significantly by more than 15 points	Declined by 1 to 15 points	Maintained/ Declined by less than 1 point or increased by less than 7 points	Increased by 7 to less than 20 points	Increased Significantly by 20 more or points
	Very High 45 or more points above				<ul style="list-style-type: none"> Asian Filipino 	
	High 10 points above to less than 45 points above			<ul style="list-style-type: none"> Two or More Races 	<ul style="list-style-type: none"> CVUSD White 	
	Medium 5 points below to less than 10 points above				<ul style="list-style-type: none"> Black or African American 	
	Low more than 5 points below to 70 points below				<ul style="list-style-type: none"> English Learners Low Income SWD Hispanic or Latino 	
	Very Low more than 70 points below					

Goal 2 Continued: Expected Annual Measurable Outcomes

Math Indicator for Grades 3-8		CHANGE				
STATUS	Level	Declined Significantly by more than 10 points	Declined by 1 to 10 points	Maintained/ Declined by less than 1 point or increased by less than 5 points	Increased by 5 to less than 15 points	Increased Significantly by 15 more or points
	Very High 35 or more points above				<ul style="list-style-type: none"> Asian Filipino 	
	High 5 points above to less than 35 points above			<ul style="list-style-type: none"> Two or More Races 	<ul style="list-style-type: none"> White 	
	Medium 5 points below to less than 25 points below				<ul style="list-style-type: none"> CVUSD 	
	Low more than 25 points below to 95 points below			<ul style="list-style-type: none"> Black or African American 	<ul style="list-style-type: none"> English Learners Low Income SWD Hispanic or Latino 	
	Very Low more than 95 points below					

Goal 2 Continued: Expected Annual Measurable Outcomes

CVUSD: 29.7%
CA: 3.0%
US: 6.0%



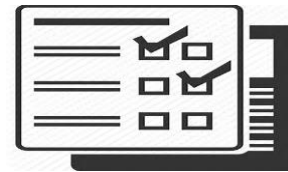
Increase **PSAT** Access to
10th grade students

CVUSD: 84.0%
CA: 3.0%
US: 4.0%



Increase **SAT** Access to
11th grade students

CVUSD: 69.0%
CA: 4.0%
US: 2.0%



Increase **SAT** Access to
12th grade students

CVUSD: 60.9%
CA: 51.0%



Increase by 1% the number
of students, including
passing the Advanced
Placement (**AP**) exam with
a score of "**3**" or higher

